



MINIGRID ON 250 92733 DIM8 W-W

100045 9228 W-W

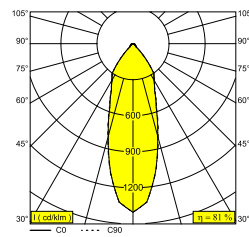
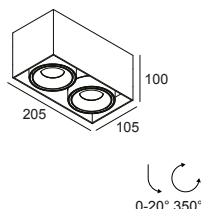
AVAILABLE IN

BLACK-BLACK 100045 9228 B-B

BLACK-WHITE 100045 9228 B-W

WHITE-BLACK 100045 9228 W-B

WHITE-WHITE 100045 9228 W-W



[View on website](#)



General info

LOCATION	indoor
INSTALLATION	Ceiling Surface mounted
INGRESS PROTECTION	IP20
WEIGHT (KG)	1.8
ADJUSTABILITY	0° to 20° swiveling, 350° rotatable
INFORMATION	2 x REFLECTOR FL-33° INCL.DIMMABLE LED POWER SUPPLY 500mA-DC

Electrical info

ELECTRICAL	220-240V / 50-60Hz
CLASS	II
POWER SUPPLY	YES
DIM TYPE	mains (phase cut-off)
ENERGY CLASS	E

Lightsource info

LIGHTSOURCE NAME	LED
LIGHTSOURCE	2 x (LED array 8,6W / CRI>90 (R9: 60) / 2700K / 1041lm)
TM-30 VALUES	rf: 89 / Rg: 100
SDCM	SDCM1
RISKGROUP	RG1
LM80	L90B10 > 50000
LED TECHNICS (LIGHT SOURCE)	2082lm // 17,2W // 121lm/W
LED TECHNICS (LUMINAIRE)	1695lm // 20W // 86lm/W

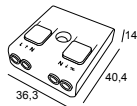
For detailed installation instructions, please consult the manual: [100045_XXX8_HAND.pdf](#)

MINIGRID ON 250 92733 DIM8 W-W

100045 9228 W-W

FINISH YOUR SPECIFICATION

Miscellaneous control equipment



300 90 004 ED8 WIRELESS CONTROL DIM8



Notes: